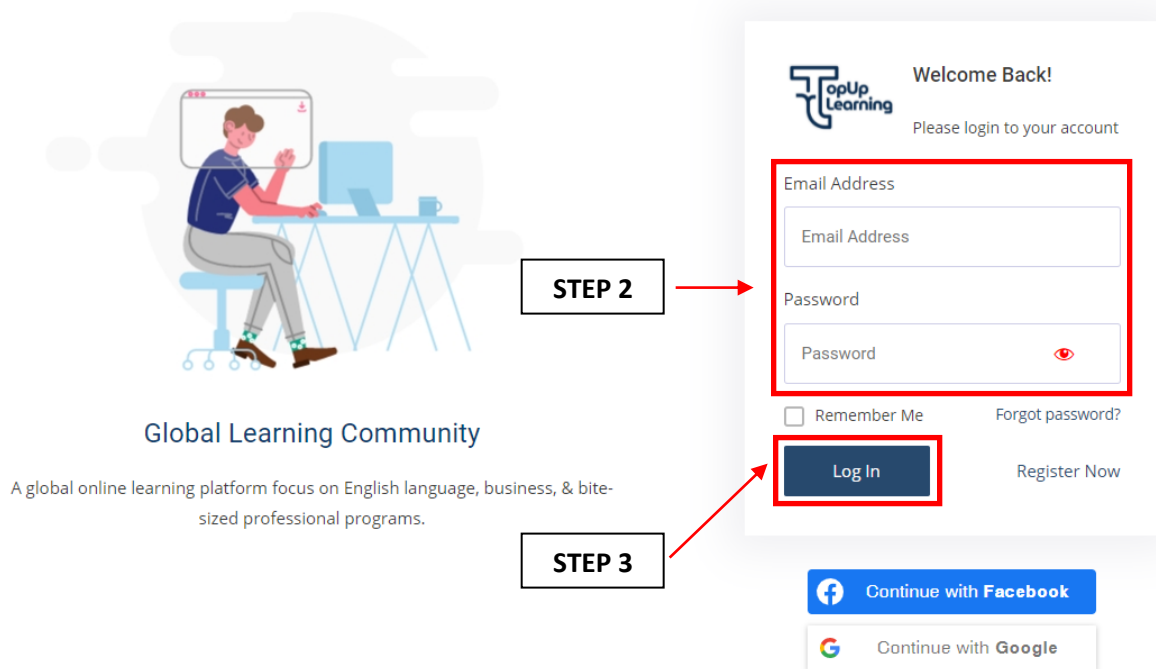
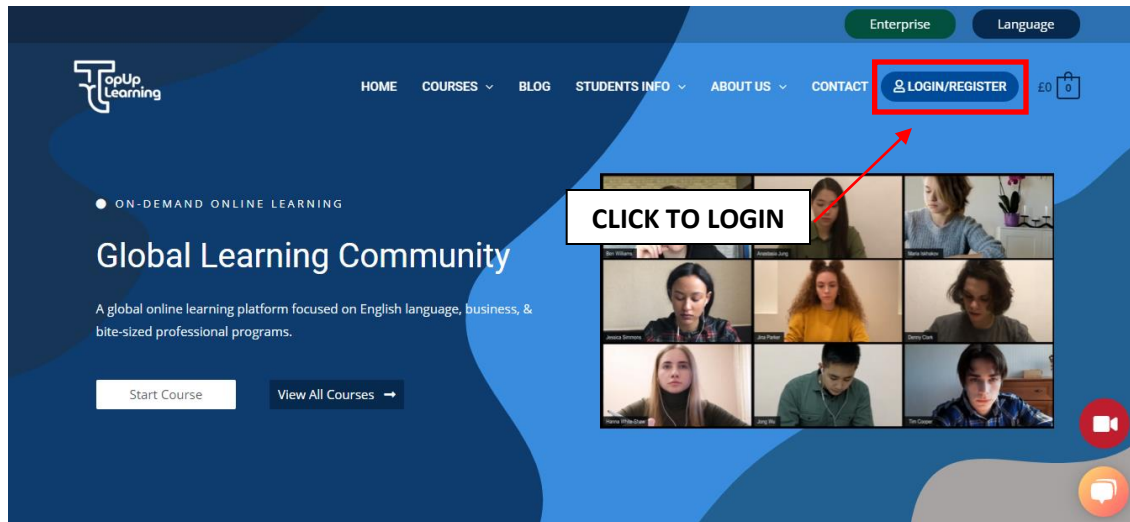
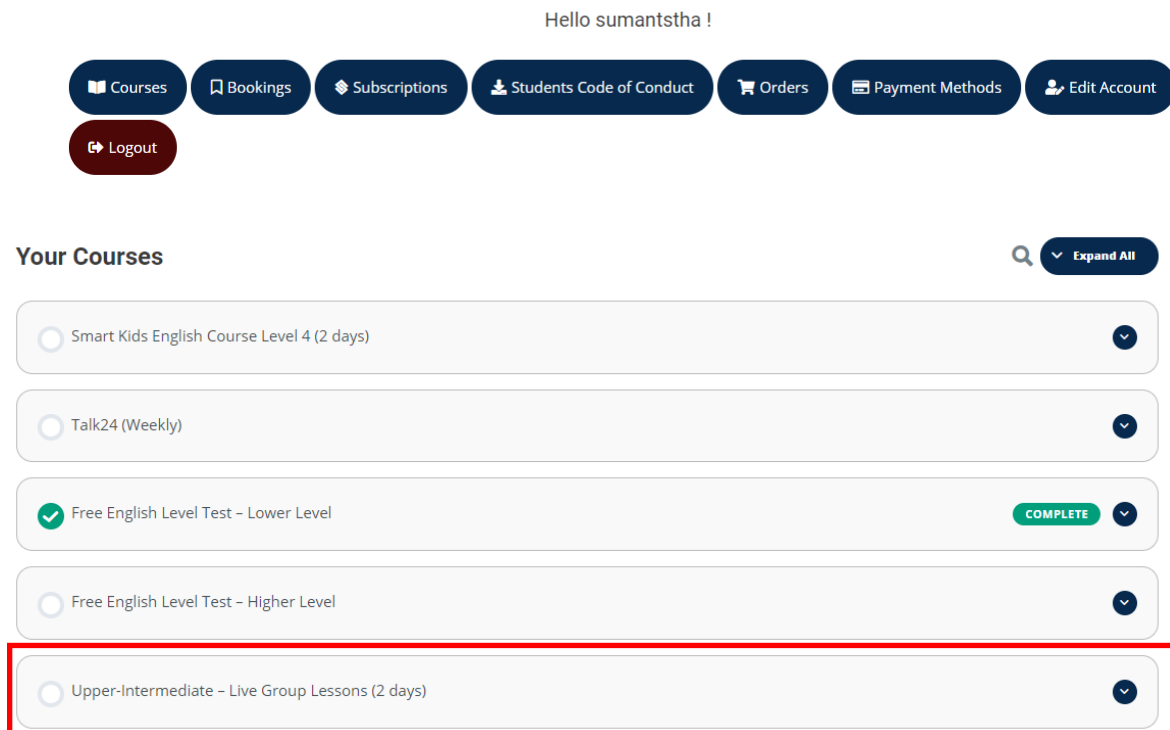
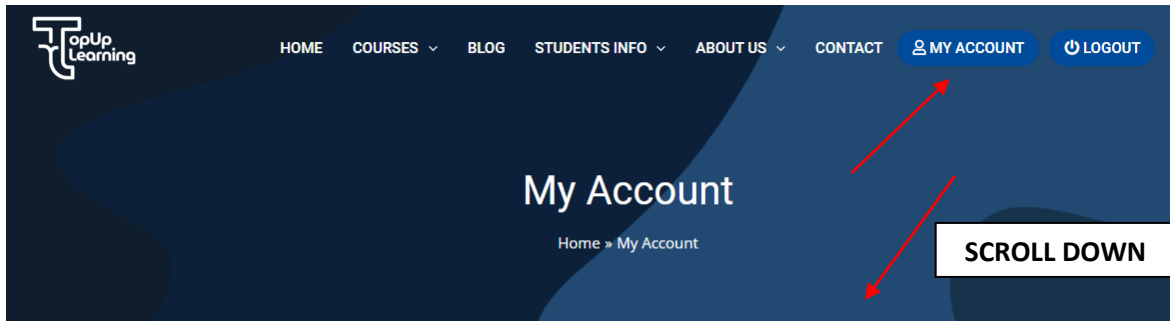
A large, light green watermark of the TopUp Learning logo is centered in the background. It features a stylized 'T' and 'U' followed by the text 'TopUp Learning'.

HOW TO ACCESS HOMEWORK

topuplearning.com





The screenshot shows the TopUp Learning website. The header includes a navigation menu with links: HOME, COURSES, BLOG, STUDENTS INFO, ABOUT US, CONTACT, MY ACCOUNT, and LOGOUT. The main banner features the course title "Upper-Intermediate – Live Group Lessons (2 days)" with a 5-star rating and a "(2)" indicating two reviews. Below the banner, a breadcrumb trail reads "Home » Courses » Upper-Intermediate – Live Group Lessons (2 days)".

This section displays the course content and an events calendar. On the left, under "Course Content", there are two radio buttons: "Course Syllabus – Upper-Intermediate" and "Upper-Intermediate (2 days) – Homework". The latter is highlighted with a red box. To the right is an "Events Calendar" for August 2021, showing dates from 26th to 29th. Further right, under "Classes for week of 9 August 2021", there is a link to "Click Here to JOIN Upper-Intermediate Class – 2 days per week" with details about the start time.

CLICK HERE

This screenshot shows the "Upper-Intermediate (2 days) – Homework" page. The left sidebar lists the course content, with "Upper-Intermediate (2 days) – Homework" selected. The main area shows a progress bar at 0% complete and a list of homework materials. A red box highlights the list of materials, which includes four files: "EnglishFile4e_Upp-int_TG_PCM_Grammar_9B", "EnglishFile4e_Upp-int_TG_PCM_Grammar_9A", "EnglishFile4e_Upp-int_TG_PCM_Grammar_8A", and "EnglishFile4e_Upp-int_TG_PCM_Grammar_6A".

CHOOSE HOMEWORK